



Fann Software ConverterAN Pro

Users' Guide

Version 2.0

April 4, 2016

Copyright © 2016, Fann Software
All rights reserved



<http://www.fannsoftware.com>
support@fannsoftware.com

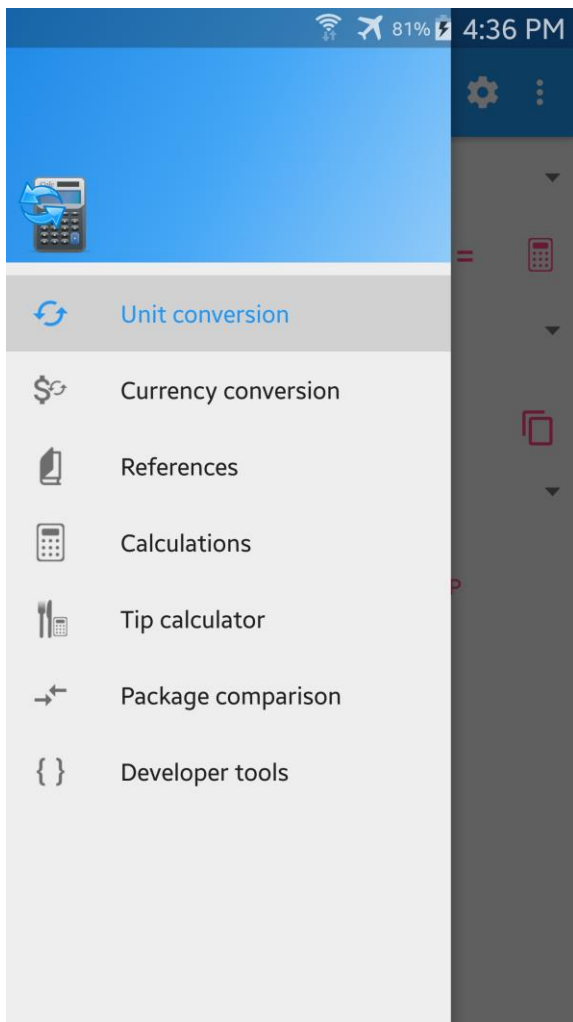
Overview	1
Main Screen	2
Unit Conversion	3
Currency Conversion	4
Package Comparison	5
References.....	6
Tip Calculator	7
Calculations.....	8
Developer Tools.....	9
Options.....	10
Display Settings.....	10
Currency Conversion	10
Search	10


Overview

ConverterAN Pro is a unit conversion program for most commonly used units. Features:

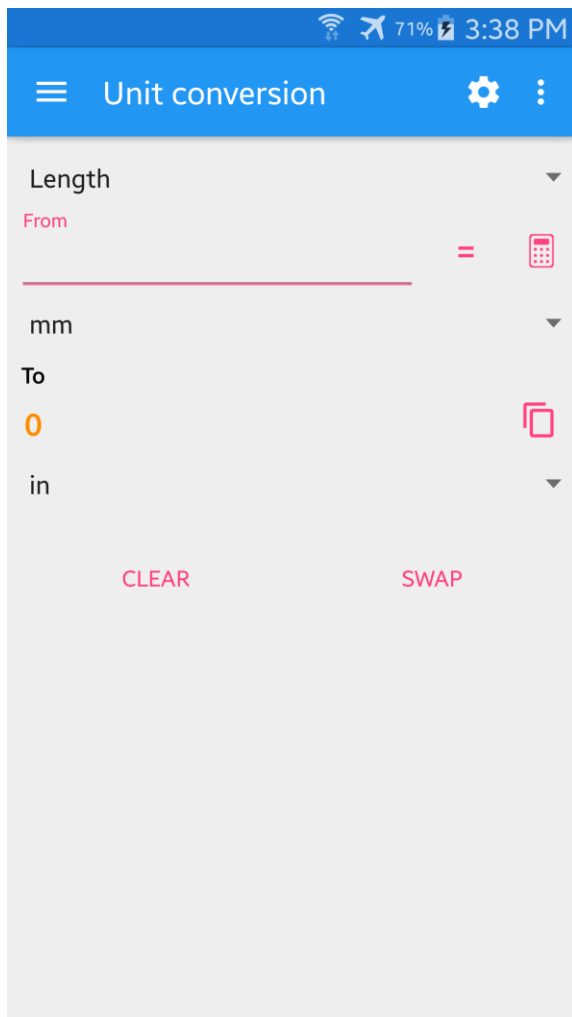
- Acceleration, angle, area, astronomical, computer, density, energy, flow rate, force, frequency, fuel consumption, length, mass, power, pressure, speed, temperature, torque, and volume units
- Number base conversion
- Decimal/Sexagesimal conversion
- Electrical unit conversion
- Clothing size conversion
- Currency conversion with downloaded rates
- Package comparison
- Circle related calculation
- Area or volume calculation
- Days between dates calculation
- Add/Subtract days from a date
- Windchill calculation
- Humidex calculation
- Body Mass Index calculation
- Tip calculator
- Amateur vertical antenna calculation
- File transfer time calculation
- IDD country code reference
- City area code reference
- Clothing care label reference
- Sales tax or VAT rate reference
- Digital display standard reference
- Names of large numbers reference
- Cooking units and oven temperature reference
- American Wire Gauge conversion reference
- Bluray region reference
- HDTV system reference
- DVD region code reference
- World voltage and socket reference
- Worldwide emergency number reference
- Wedding anniversary reference
- Speed limit quick reference
- Paper size reference
- Photo print size reference
- Developer tools
- Respective user interface design for tablets and phones
- Samsung multi-window support

Main Screen




The main screen will display the default startup screen. Touch  to open the navigation drawer to select a desired section.

Unit Conversion



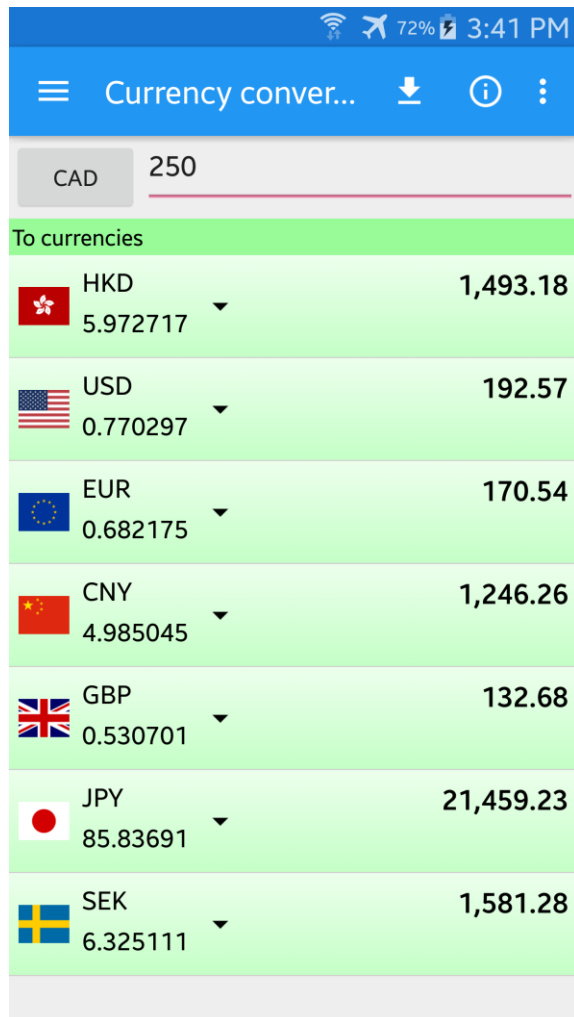
To perform unit conversion:

1. Select a unit category.
2. Select the desired From and To units.
3. Enter the From value.
4. (Optional) Touch the Send to calculator button ().
5. Touch the Done key or the “=” button.
6. (Optional) Press the Back key to return to the main screen.

Note:

- Touch the Swap button to quickly switch the From and To units.
- The last selected units will be saved between sessions.


Currency Conversion



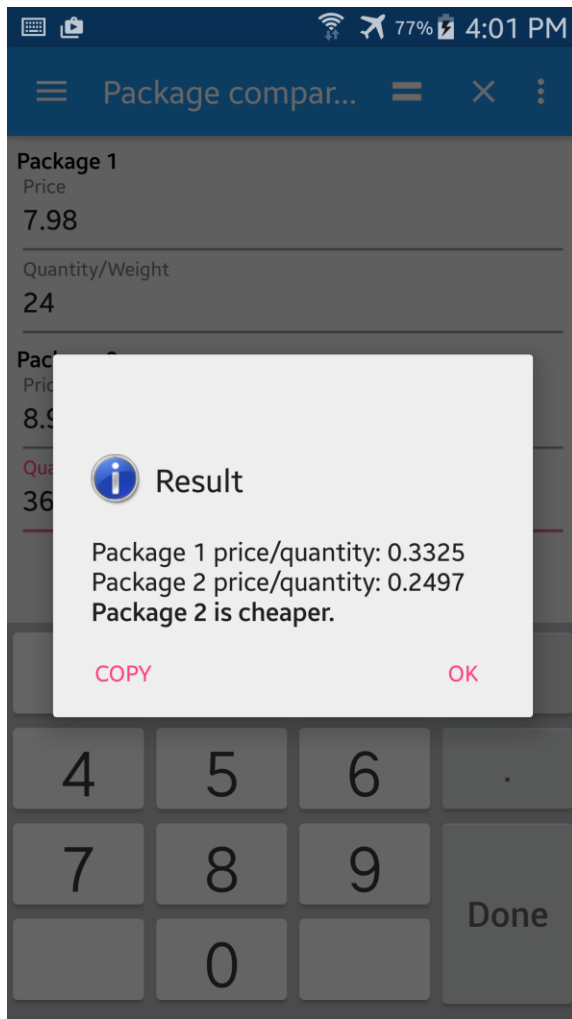
To perform currency conversion with downloaded rates:

1. (Optional) Touch the currency button to select the currency for conversion from the selection list.
2. Enter the value to convert.
3. Touch the Done/Next key.
4. (Optional) Touch the To currencies to select the desired currency from the selection list.
5. (Optional) Press the Back key to return to the main screen.

Note:

- Please make sure you are connected to the Internet, touch the  button to download the latest rates.
- Touch the dropdown button of the desired To currency to display the context menu and select Swap to quickly switch with the From currency.

Package Comparison



To compare the cost of a product with different packaging:

1. Enter the price and quantity/weight for each package.
2. Touch the Done key or the “=” action item.
3. Touch the OK button.
4. (Optional) Press the Back key to return to the main screen.

Note:

- The price per quantity value is for reference only. Different packaging may have other features that affect the value of the product.

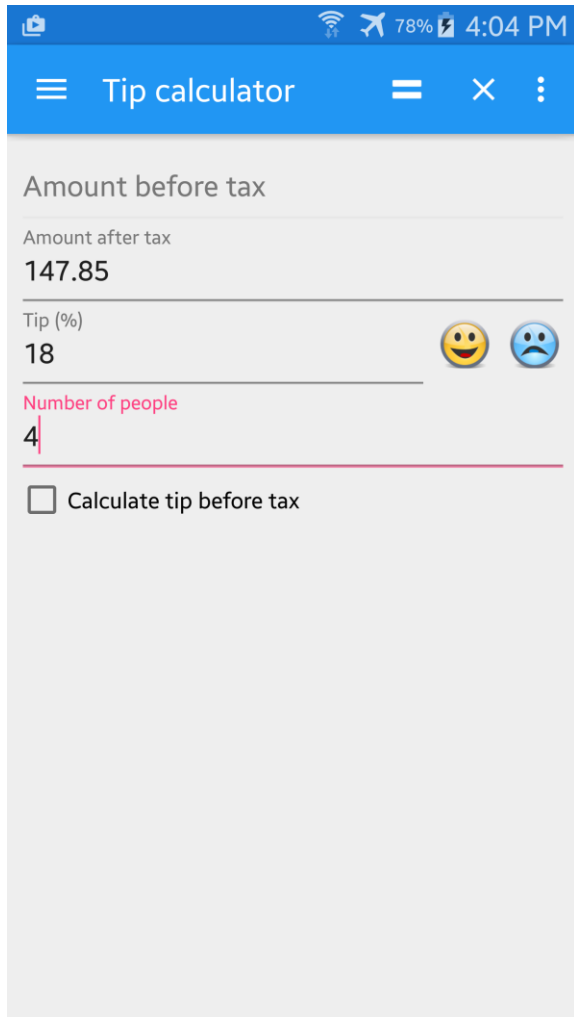
References



To view references:

1. Select References from the main screen.
2. Select the desired reference to display.
3. Press the Back key to return to the references screen.
4. (Optional) Press the Back key to return to the main screen.

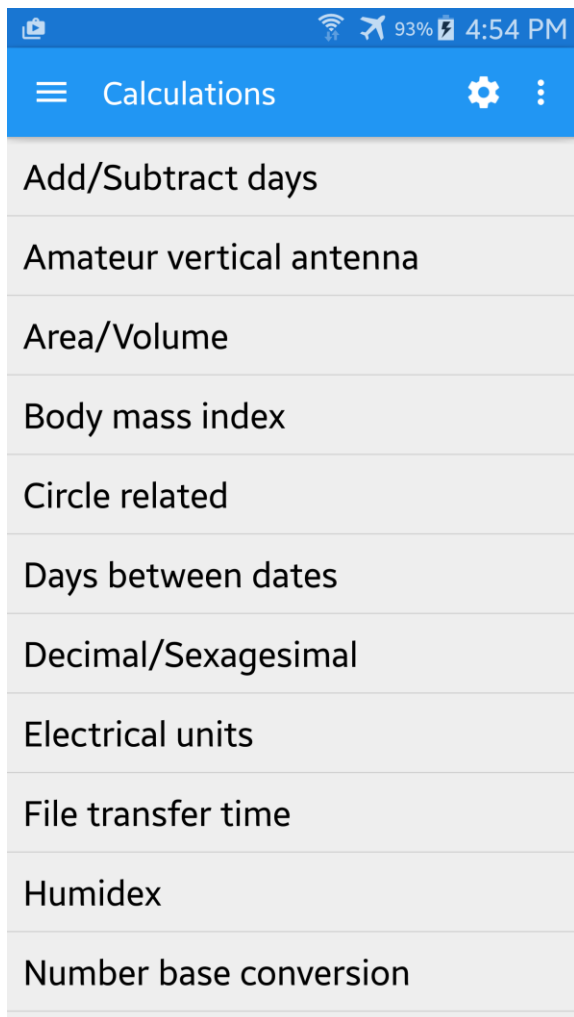
Tip Calculator




To perform tip calculation:

1. (Optional) Check the Calculate tip before tax check box.
2. Enter the corresponding values.
3. Touch the Done key or the “=” action item.
4. Touch the OK button.
5. (Optional) Press the Back key to return to the main screen.

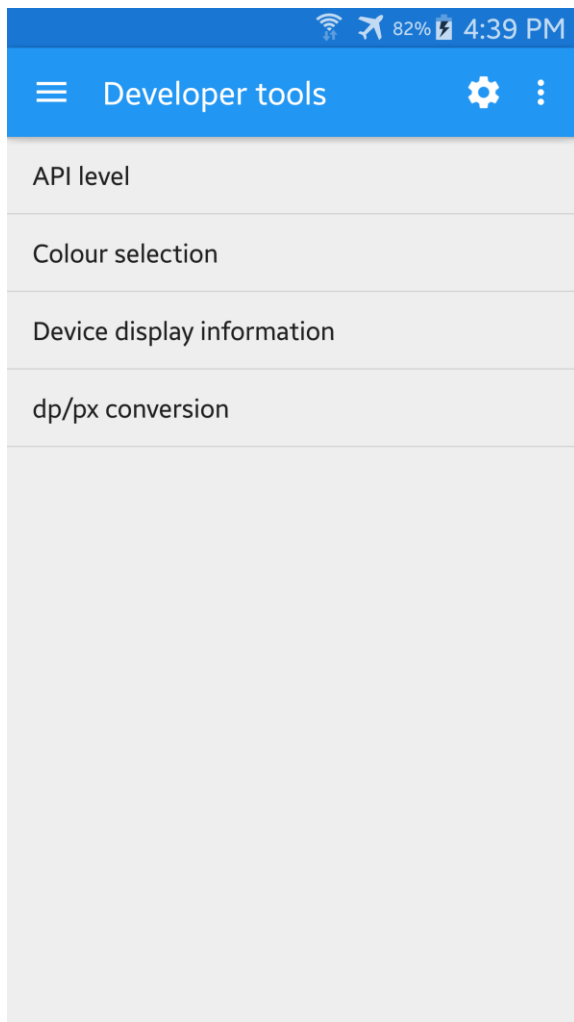
Calculations



To perform a calculation:

1. Select Calculations from the main screen.
2. Select the desired calculation.
3. Enter the appropriate input value(s).
4. Touch the “=” action item or  on the input panel to view the result.
5. (Optional) Press the Back key to return to the calculations screen.
6. (Optional) Press the Back key to return to the main screen.

Developer Tools



To use a developer tool, select Developer tools from the main screen.

Options

To change options, select Options from the main screen.

General Settings

Field	Description
Default startup section	Select default section to load at startup

Display Settings

Field	Description
Digit grouping	Group digits by thousands
Decimal places	Select the number of decimal places for display

Currency Conversion

Field	Description
Automatic rate update	Automatically download the latest currency file upon opening the currency exchange screen

Search

Field	Description
Clear search history	Erase all recent search suggestions